
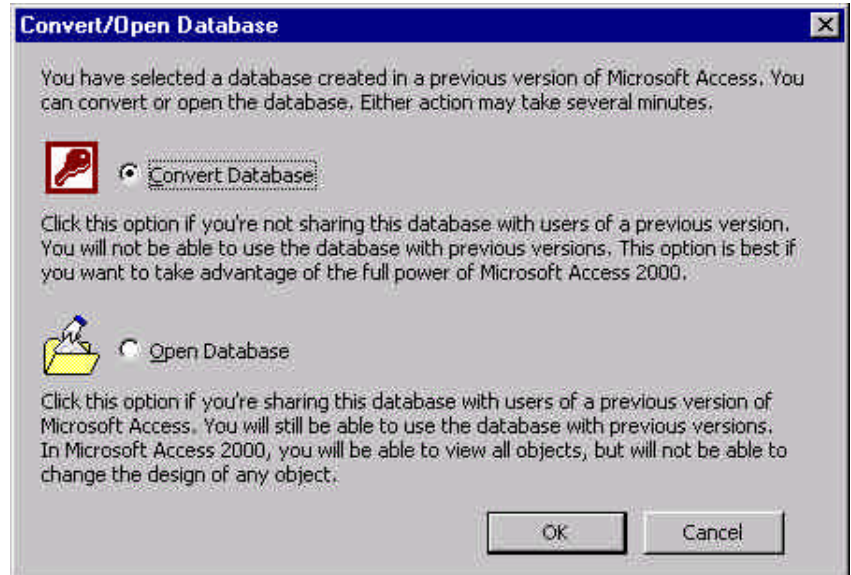


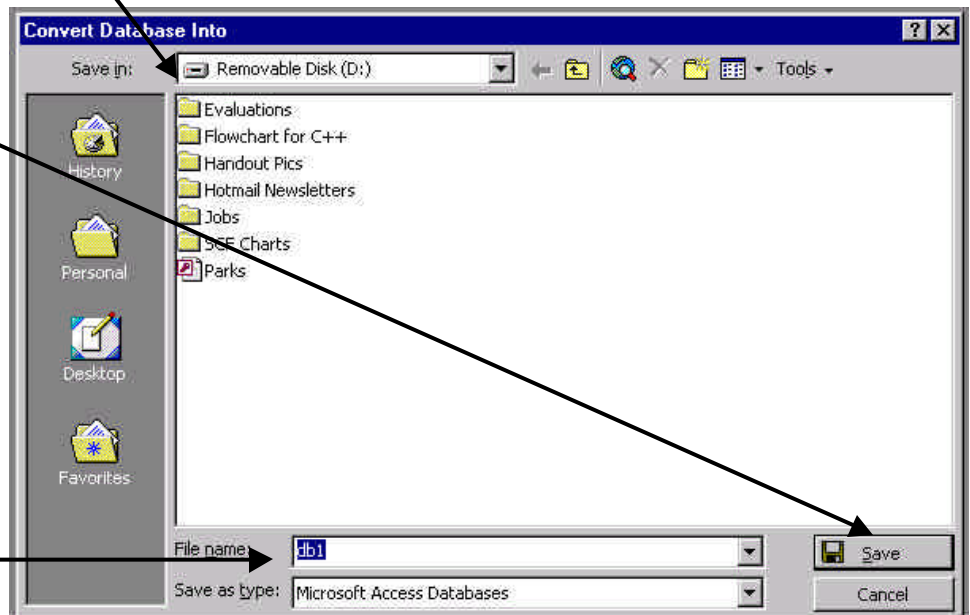
HOW TO CONVERT ACCESS 97 TO ACCESS 2000

1. Double click on the database to open and it will give this box.  Make sure that the Convert Database radio button is marked. If you click on the Open Database radio button, it will open the database but you **will not** be able to make any changes to the database. Click on Ok.



2. In the next box, Convert Database Into, tell the program to save to the location of your choice. Give the database a name in the

File name text box. Click on Save.



3. The database is converted and you are ready to work on your new file in Access 2000.

